

Select a currency



Currency

USD (\$)




Select currency

Create customers for life.

Value Summary

Khoros® 





VALUE SUMMARY - KH

Select a currency

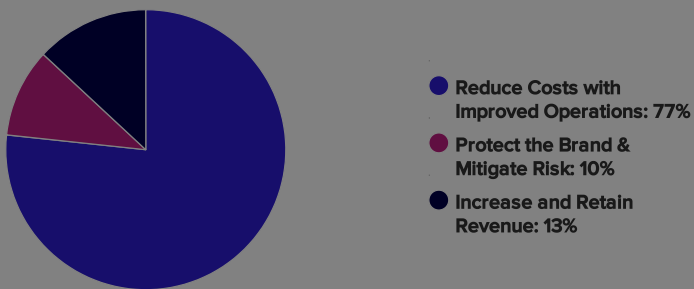
Currency

USD (\$)

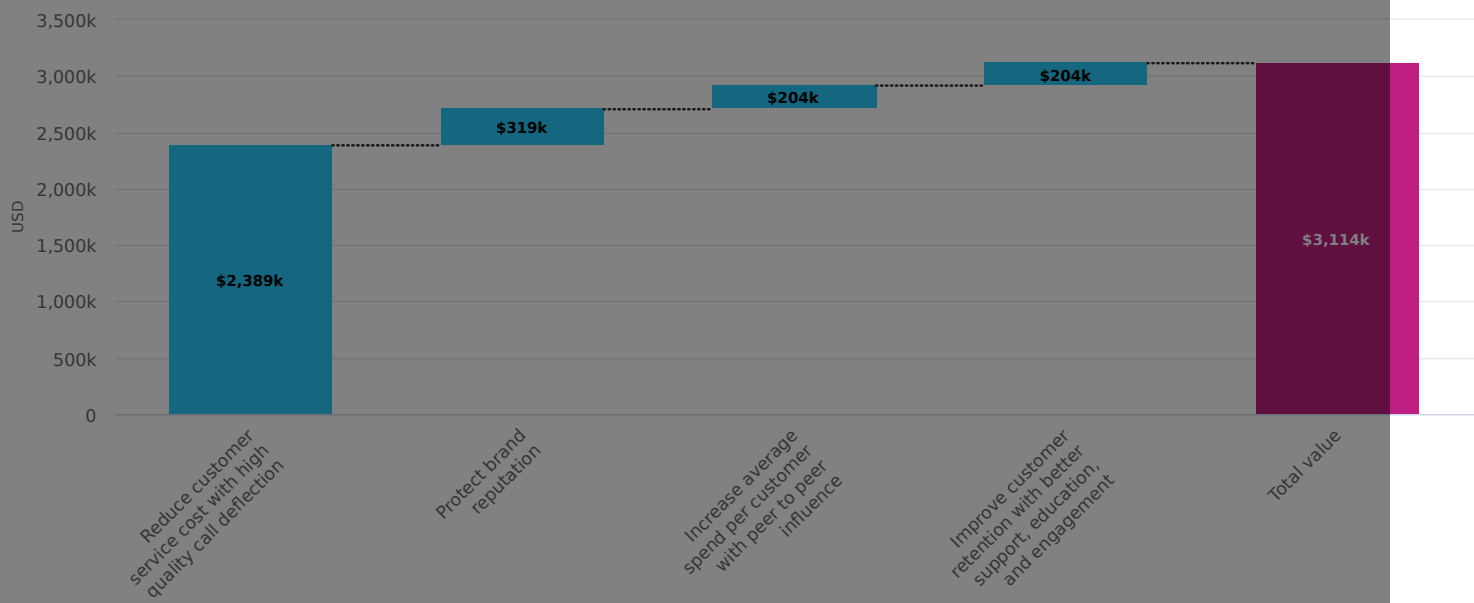
Select currency

Overall 3-year value created. \$3,114,385

How Khoros Community Can Help You



Customer Validated Business Benefits



The Return-on-Investment (ROI) and other financial calculations performed by this tool are based on data provided by Khoros customers, and various assumptions, and produce estimates only. The actual ROI realized by customers may vary from the estimates provided. Khoros offers this tool to assist customers with evaluating their customer engagement platforms; however, Khoros and Hobson & Company (the firm that created the tool) are not responsible for the accuracy of any estimates.



BENEFIT SUMMARY - K

<div>■ Reduce Costs with Improved High quality call deflection helps re</div>		\$2,388,750
<div>■ Protect the Brand & Mitigate Risk Reduce probability of a failed crisis response by 0.1%</div>		\$318,500
<div>■ Increase and Retain Revenue Peer to peer influence helps increase average spend per customer by 1.0% Better support, education and engagement drives retention up by 1.0 percentage points</div>		\$203,567 \$203,567
TOTAL VALUE OVER 3 YEARS		\$3,114,385

Select a currency×

Currency

USD (\$)▼

Select currency



USER INPUTS - KHOROS

Select a currency ×

Currency

USD (\$) ▼

Select currency

Average number of website visits per year	<div></div>
Average cost per contact in traditional channels	<div>\$ 6.50</div>
Total number of customers	<div>1,000,000</div>
Average number of customer interactions per month via traditional channels	<div>125,000</div>
Annual revenue	<div>\$ 1,300,000,000</div>

Ready for a more personalized, detailed analysis of your results?
[Sign up here](#) and a Khoros Community representative will be in touch.